

OPERATING INSTRUCTION

Charger MXTC-02

Thank you for choosing our product! Before first use, please carefully read the instruction manual. Please keep this instruction for future reference.

This instruction is copyrighted and may not be reproduced, distributed, translated or transferred in any form without the permission of the manufacturer.

Producer/customer service office

TelForceOne S.A.

Krakowska 119

50-428 Wrocław

Poland

Phone number: (+48) 71 327 20 00









E-mail: info@telforceone.com

Designed in Poland

Made in China

Safety notes

Please read the instructions in this manual carefully. Failure to follow these guidelines may be dangerous or illegal.

-  Use the product for its intended purpose only
-  Do not operate the product outside the power limits given in the specifications.
-  Only connect the product to proper wall socket.
-  Do not switch the product on in places where the use of electronic devices is prohibited or when it may cause interference or other hazards.
-  The product is not a toy. Keep the product out of the reach of children. The product can be operated only by adults. Always keep packaging materials away from children - there is a risk of choking.
-  Only qualified service of the manufacturer may repair this product or an authorized service center may repair this product. Repairing the product by an unqualified or unauthorized service point may damage the product and loss the warranty.
-  The manufacturer is not responsible for damage caused by unauthorized modifications. Similarly, in the case of the use of cables other than the original.
-  Do not use the product if it is damaged.

! Do not expose the product to water, other liquids or pollution. Product should not be used in rooms with high air humidity and high dustiness. This may adversely affect the work and life of electronic devices.

! Protect the product from falling and strong shocks.

! Do not bend or squeeze the cable. Always pull directly on the plug when disconnecting the cable, never on the cable itself

! The product should not be used by people (including children) with limited physical or mental predispositions as well as by people with no experience in the use of electronic equipment. They can only use it under the supervision of the persons responsible for their safety.

Specification

Model: OEM001504

Input voltage: 100-240 V ~ 50-60 Hz 0.1 A

Port/s: 2xUSB

Output voltage: 5 V = 2.4 A 12 W

Średnia sprawność podczas pracy: 76%

Sprawność przy niskim obciążeniu (10%): 73%

Zużycie energii w stanie bez obciążenia: <0.1W

Charger net weight: 45g

Set weight: 59g

Construction of charger


1. Cover
2. Plug
3. USB sockets



! Product appearance (shape and color) may be slightly differ from the picture presented in this manual.


Using the charger


1. Connect the plug to a proper electric socket.


 Connect the product only to proper socket. Charger has been prepared so that it can be used in most sockets available in Europe, both mounted in the walls and available in various types of extension cords and power strips.

2. Connect the charger to the device you want to charge.

Use the cable integrated with the charger / included in the set / dedicated cable compatible with the charger and the device you want to charge.


 Pay attention to the type of socket in the device to be charged - it must be compatible with the type of plug in the charger / cable.


 Do not do anything “by force” as this may damage the device or the socket.

 Do not charge the battery for more than 12 hours at a time.

Do not leave the charger and the device being charged without supervision (for example, when charging at night).

3. After charging is complete, disconnect the device or the USB cable and disconnect the charger from the electric socket.

 When the charger is not in use, disconnect it.

 If the charger is damaged, do not repair it, only replaced with a new charger. Use only compatible accessories.

Solving potential problems

In case of any problems with the device, please read the following tips.


Although the charger is connected, it does not charge the device	Check that the socket to which the charger is connected is not damaged. If using an extension cord or power strip, check that the wall socket to which the charger is connected is turned on. Check that the connection cable (USB) is not damaged. If so, use a new cable approved by the manufacturer. Make sure the device whose battery is charged is not damaged.
The charger becomes hot	It is normal for the charger to feel warm. Check that the device whose battery is being charged is not consuming too much energy
If the problem persists, please contact the service center.	

Maintenance

To extend the life of the product:

1. Keep the device out of reach of children.
2. Avoid contact of the product with liquids; they can damage electronic parts of the device.
3. Avoid very high temperatures; they can shorten the service life of electronic device components or melt plastic parts.
4. Do not try to disassemble the device. Unprofessional interference with the device may cause its serious damage or destruction.
5. Use only a dry and soft cloth to clean the device. Do not use cleaners with a high acid or alkaline concentration.

Secure environment

 Do not use the device in places where its use is prohibited or where it may be dangerous.

Warning

The producer is not responsible for the consequences caused by improper use of the device or failure to follow the recommendations.

IEC Class II Insulation Protection



The product is marked with the second protection class symbol. In devices of this protection class, safety in terms of electric shock is ensured by the application of appropriate insulation - double or reinforced - destruction is highly unlikely.

Proper disposal of used equipment



The device is marked with a crossed-out garbage bin, in accordance with the European Directive 2012/19 /WE on used electrical and electronic equipment (Waste Electrical and Electronic Equipment - WEEE).



Products marked with this symbol should not be utilized or disposed of with other household waste after the end of their service life.

User is obliged to dispose of waste electrical and electronic equipment, delivering them to a designated point at which such hazardous wastes are subjected recycled.

Collecting this type of waste in dedicated places and the proper process of their recycle contribute to the protection of natural resources. Proper recycling of waste electrical and electronic equipment has a beneficial effect on human health and the environment. In order to obtain information on where and how to dispose of used electrical and electronic equipment in an environmentally safe way, the user should contact the appropriate local authority, the waste collection point or the point of sale where the equipment was purchased.

Declaration of conformity with European Union directives



Hereby, TelForceOne S.A. declares that this product complies with the basic requirements and other provisions of the so-called The "New Approach" of the European Union.